

18U
4250


**Toyota ProAce, Peugeot Expert,
Citroen Jumpy, Md. 2016
Peugeot Traveller Md.2019
Opel Vivaro Md.2020**

Side bar oval
Flankenschutzrohr oval
Côté bar ovale



ASSEMBLY INSTRUCTION

Montageanleitung • Instructions de montage



50 Minuten

article no.:
18U4250 (S) inox
18U5250 black steel

Revision 3: 10.02.2020



M8 (A2):
21,4 Nm
M8:
25 Nm

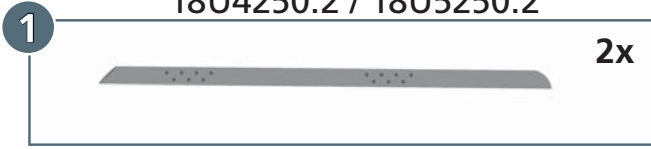


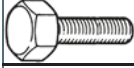
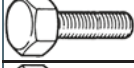



13



mounting kit: 18U9250

18U4250.1 / 18U5250.1
18U4250.2 / 18U5250.2



	M8x25; DIN 933 A2	6x
	M8x30; DIN 933 Zn	6x
	M8x35; DIN 933 Zn	2x
	M8; DIN 934 Zn	12x
	SW 13	6x

2 18U5054_R / 18U5055_L



3 18U5056.1_R / 18U5056.2_L



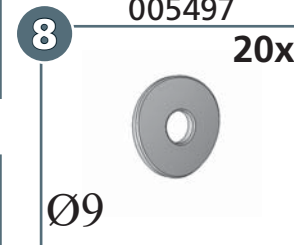
7 18U5049



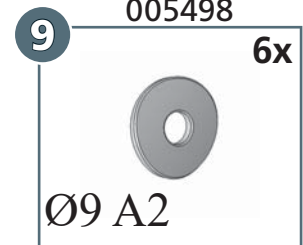
4 18U5058_R / 18U5059_L




8 005497




9 005498



5 17N5056



6 18U5057



article no.:

18U4250 (S) inox

18U5250 black steel

Revision 3: 10.02.2020



